

FINANCIALS

CONSOLIDATED STATEMENTS OF FINANCIAL POSITION AS OF DECEMBER 31, 2018 AND 2017

	2018	2017		2018	2017
Cash	\$ 870,068	\$ 1,131,380	Current Liabilities	\$ 192,122	\$ 200,734
Receivables	219,769	199,554	Deferred Membership Dues	817,410	768,291
Prepaid	25,033	33,775	Deferred - Other	129,270	165,115
Fixed Assets	242,211	303,071	Net Assets without Restrictions	287,168	504,244
Other	142,142	1,000	Net Assets with Restrictions	73,253	30,396
Total Assets	<u>\$1,499,223</u>	<u>\$1,668,780</u>	Total Liabilities and Net Assets	<u>\$1,499,223</u>	<u>\$1,668,780</u>

CONSOLIDATED STATEMENTS OF ACTIVITIES YEARS ENDED DECEMBER 31, 2018 AND 2017

	2018	2017		2018	2017
Membership Dues	\$1,568,840	\$1,509,877	Member Services & Programs	1,189,021	1,209,677
Program Revenue	313,649	343,081	Economic Development	1,672,679	1,508,216
Airport Service Agreement	423,275	397,400	Management & General	748,305	693,601
Alliance Service Agreement	845,458	974,689	Total Expenses	3,610,005	3,411,494
Contributions & Grants	217,964	90,332	Change in Net Assets	(174,219)	(7,904)
Other	66,600	88,211	Net Assets, Beginning of Year	534,640	542,544
Total Revenues	<u>3,435,786</u>	<u>3,403,590</u>	Net Assets, End of Year	<u>\$ 360,421</u>	<u>\$ 534,640</u>



**GREATER
FORT WAYNE INC.**

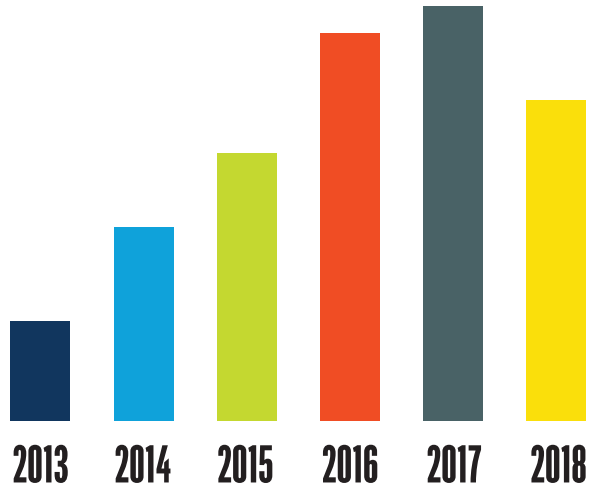
METRO CHAMBER ALLIANCE

SOURCE OF FUNDING

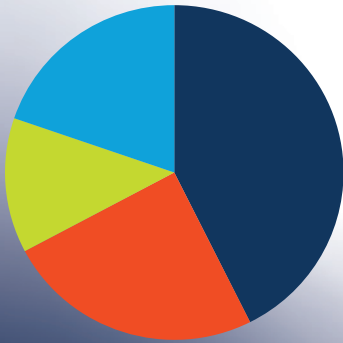


CASH BALANCES

2013	\$ 258,839
2014	\$ 520,189
2015	\$ 723,015
2016	\$ 1,057,874
2017	\$ 1,132,380
2018	\$ 870,068

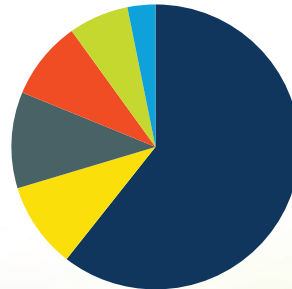


REVENUES - \$3,435,786



- INVESTOR DUES
- ALLIANCE REIMBURSEMENT
- AIRPORT REIMBURSEMENT
- PROGRAMS, GRANTS & OTHER

EXPENSES - \$3,610,005



- PERSONNEL
- PROGRAMS & EVENTS
- ADVERTISING & PROMOTION
- CONSULTING & PROFESSIONAL SERVICES
- ADVERTISING & PROMOTION
- OTHER



**GREATER
FORT WAYNE INC.**

METRO CHAMBER ALLIANCE