

FINANCIALS

CONSOLIDATED STATEMENTS OF FINANCIAL POSITION AS OF DECEMBER 31, 2019 AND 2018

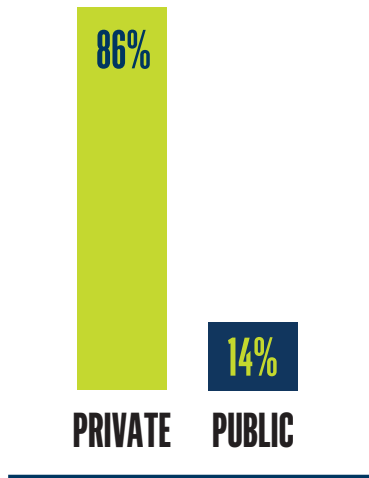
	2019	2018		2019	2018
CASH	\$ 873,287	\$ 870,068	CURRENT LIABILITIES	\$ 157,328	\$ 192,122
RECEIVABLES	266,488	219,769	DEFERRED MEMBERSHIP DUES	799,554	817,410
PREPAID	24,824	25,033	DEFERRED - OTHER	119,482	129,270
FIXED ASSETS	190,945	242,211	NET ASSETS WITHOUT RESTRICTIONS	426,658	287,168
OTHER	252,040	142,142	NET ASSETS WITH RESTRICTIONS	104,562	73,253
TOTAL ASSETS	<u>\$1,607,584</u>	<u>\$1,499,223</u>	TOTAL LIABILITIES & NET ASSETS	<u>\$1,607,584</u>	<u>\$1,499,223</u>

CONSOLIDATED STATEMENTS OF ACTIVITIES YEARS ENDED DECEMBER 31, 2019 AND 2018

	2019	2018		2019	2018
MEMBERSHIP DUES	\$ 1,615,742	\$ 1,568,840	MEMBER SERVICES & PROGRAMS	\$ 1,176,445	\$ 1,189,021
PROGRAM REVENUE	384,384	313,649	ECONOMIC DEVELOPMENT	1,282,771	1,672,679
AIRPORT SERVICE AGREEMENT	327,220	423,275	MANAGEMENT & GENERAL	679,936	748,305
ALLIANCE SERVICE AGREEMENT	789,131	845,458	TOTAL EXPENSES	3,139,152	3,610,005
CONTRIBUTIONS & GRANTS	123,658	217,964	CHANGE IN NET ASSETS	170,797	(174,219)
OTHER	69,814	66,600	NET ASSETS, BEGINNING OF YEAR	360,423	534,642
TOTAL REVENUES	<u>\$3,309,949</u>	<u>\$3,435,786</u>	NET ASSETS, END OF YEAR	<u>\$531,220</u>	<u>\$360,423</u>



SOURCE OF FUNDING



CASH BALANCES

2013 - \$258,839

2014 - \$520,189

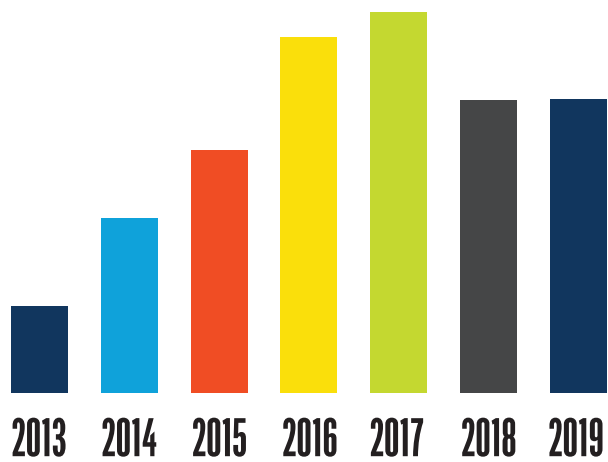
2015 - \$723,015

2016 - \$1,057,874

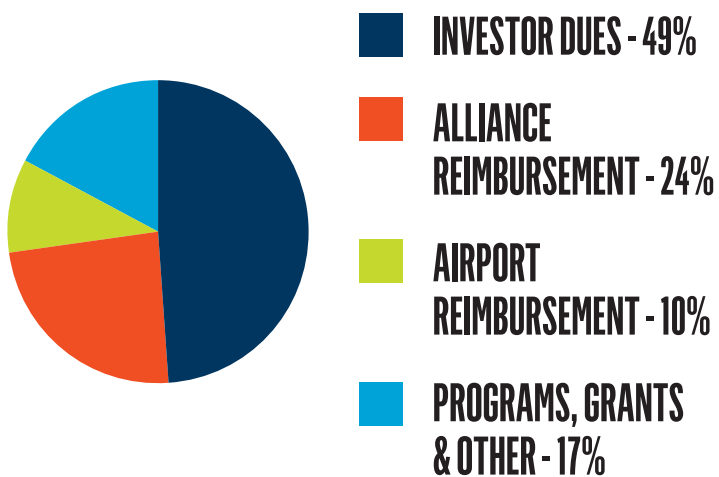
2017 - \$1,132,380

2018 - \$870,068

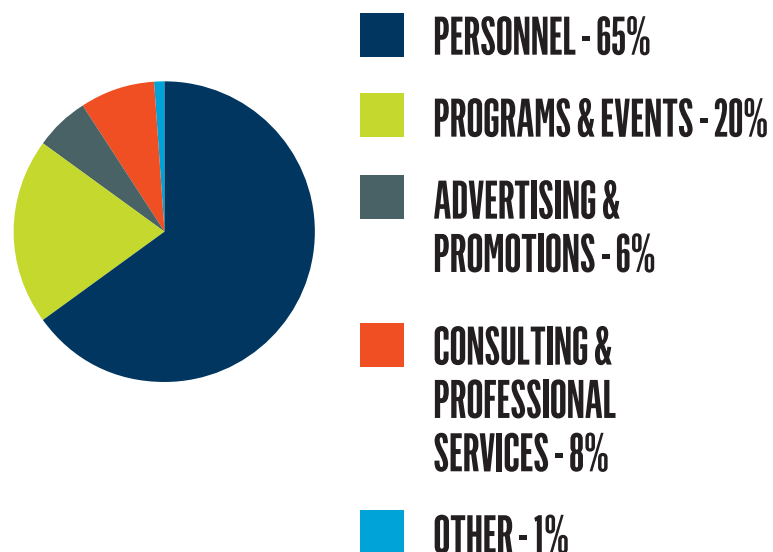
2019 - \$873,287



REVENUES - \$3,309,949



EXPENSES - \$3,139,152



**GREATER
FORT WAYNE INC.**

METRO CHAMBER ALLIANCE